

SHERIDAN FIRE-RESCUE 2021 FIRE STATISTICS

As of December 31, 2021, Sheridan Fire-Rescue responded to 1,066 calls. Of those calls, 475 are fire related and 591 EMS related. Following is a list of those calls that are broken down into Major Incident Types:

Major Incident Type	# Incidents	% of Total
Fires	44	4%
Overpressure rupture, explosion, overheat-no fire	2	0%
Rescue & Emergency Medical Service	591	55%
Hazardous Condition (No Fire)	78	7%
Service Call	68	6%
Good Intent Call	87	8%
False Alarm & False Call	190	18%
Severe Weather & Natural Disaster	1	1%
Special Incident Type	5	1%
TOTAL	1,066	100%

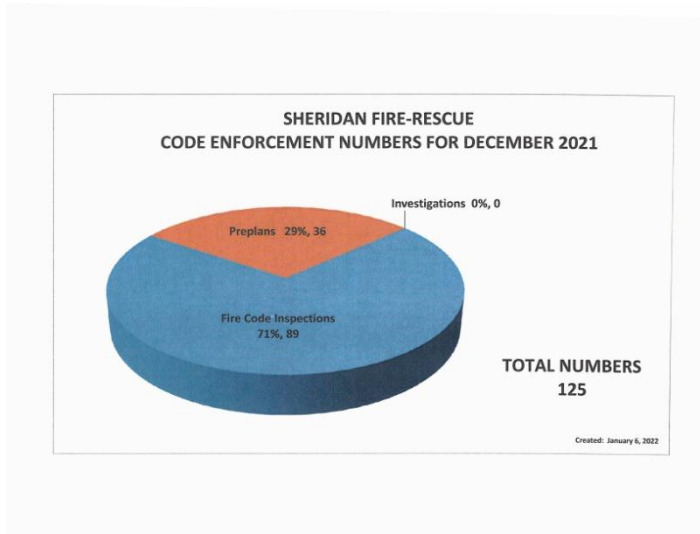
Sheridan Fire-Rescue's ***average response time*** from *dispatch to arrival* (lights and siren) on EMS calls is 6 minutes and 0 seconds; fire calls is 7 minutes and 0 seconds. The ***average turnout time*** from *dispatch to enroute* (lights and siren) on EMS calls is 1 minute and 25 seconds; fire calls is 1 minutes and 58 seconds. Average time on scene is 16 minutes and 44 seconds.

Here is a graph that shows Sheridan Fire-Rescue's Annual National Fire Incident Reporting System (NFIRS) Call Comparison from 2014 thru 2021.

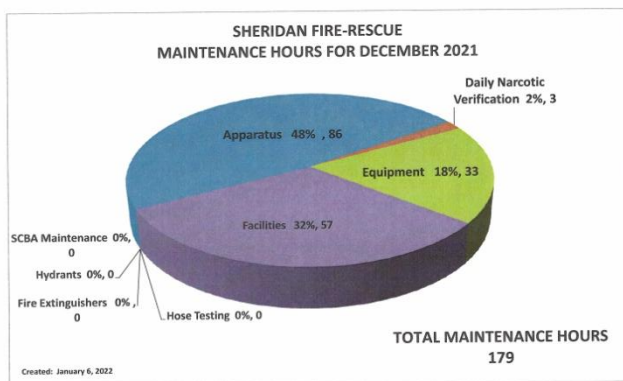


Here are some monthly reports for December:

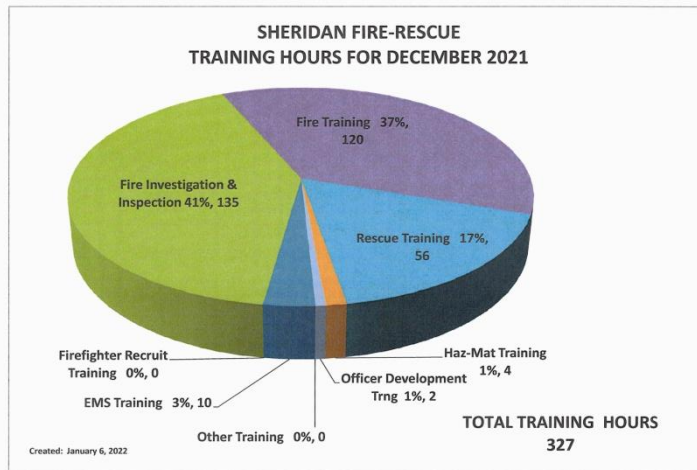
First graph shows the number of fire code inspections that were done; preplans that was completed; and fire investigations that were conducted.



Second graph shows maintenance hours that were conducted by fire station shift personnel. These hours include weekly apparatus checks; flowing fire hydrants; servicing station equipment; and cleaning and servicing the fire station and administration office facilities.



Third graph shows training hours that were completed by fire station shift personnel. Every day station shift personnel sets up and trains for different scenarios.



PUBLIC EDUCATION ACTIVITIES

Following are public education activities for December 2021.

Public Education Activities	Number of Citizens Impacted	Manhours
ACLS Provider-Inhouse Training	0	0
PALS Provider-Inhouse Training	0	0
BLS CPR/AED Classes (Skills Check Only)	6	1
Car Seat Instruction/Installation	8	3
CPR/AED Classes - (Skills Check Only)	1	0.5
Fire Drills	2,619	2.5
Fire Extinguisher Classes	0	0
Fire Station Tours	0	0
First-Aid Classes (Skills Check Only)	6	1.5
Juvenile Firesetter Program	0	0
Presentations	172	1.5
Public Relations	63	2
Smoke Detector Program	7	2
Third Rider-EMT/Firefighter Student	0	0
TOTAL:	2,882	14